
magic STORY STARTERS

Linda Polon



Our titles are available for most basic curriculum subjects plus many enrichment areas. For information on other Good Year Books and to place orders, contact your local bookseller or educational dealer, or visit our website at www.goodyearbooks.com.

For a complete catalog, please contact:

Good Year Books

A division of Social Studies School Service
10200 Jefferson Boulevard
Culver City, California 90232-0802
www.goodyearbooks.com

Copyright ©1989, 2012 Good Year Books.
Printed in the United States of America.
All Rights Reserved.

ISBN-13: 978-1-59647-416-1

No part of this book may be reproduced in any form or by any means, except those portions intended for classroom use, without permission in writing from the publisher.

INTRODUCTION

Welcome to *Magic Story Starters*! This book uses enchanting illustrations and stimulating words and sentences to inspire and encourage students' literary artistry. Not only does the book generate creative skills, it also correlates with the Common Core State Standards for English and Language Arts.

Magic Story Starters guides students through increasingly challenging writing activities. Students first work on lessons that provide vocabulary words and illustrations to kick off the writing process. The lessons evolve in the following sections, as students are offered single sentences and asked to fill in the missing story. Finally, illustrations alone are provided in order to elicit more complex creative thinking. The progressive nature of the writing activities allows students, teachers, and parents to assess children's growth and progress as evolving writers.

Skills required to complete the activities in this book align with the following Writing and Language Standards outlined in the Common Core State Standards Initiative for Grades 1, 2, and 3:

Writing Standard: Text Types and Purposes #3:

Grade 1:

Write narratives in which they recount two or more appropriately sequenced events, include some details regarding what happened, use temporal words to signal event order, and provide some sense of closure.

Grade 2:

Write narratives in which they recount a well-elaborated event or short sequence of events, include details to describe actions, thoughts, and feelings, use temporal words to signal event order, and provide a sense of closure.

Grade 3:

Write narratives to develop real or imagined experiences or events using effective technique, descriptive details, and clear event sequences.

Language Standard: Conventions of Standard English #1 & #2:

Grades 1–3:

#1: Demonstrate command of the conventions of standard English grammar and usage when writing or speaking.

#2: Demonstrate command of the conventions of standard English capitalization, punctuation, and spelling when writing.

This book is designed to stir up creativity in your students, inspiring them to think and write freely. I hope your pupils enjoy *Magic Story Starters* as much as I have enjoyed writing and illustrating it.

DEDICATION

To Laurie Wolff, a loving sister and best friend

To Joan Horner, a caring friend

To Bob Dorsey, my loving husband

To Caren Scott, a wonderful friend

To Brooke Barton for her guidance and love for the illustration on page 35

To my marvelous, supportive parents, Hal and Edie Wolff

TABLE OF CONTENTS

2. Words, Words	1
(Children are given words to help them write a story.)	
3. Finishing Touches	10
(Children are given the beginning of a story and have to finish the story.)	
4. Starts and Stops	19
(Children are given the middle part of a story and have to write the beginning and ending.)	
5. Giant Steps	28
(Children are given the ending of a story and have to write the beginning and middle part.)	
6. The Big Picture	37
(Children are given a picture to look at and have to write a complete story about it.)	

WORDS, WORDS

Name _____

Date _____




Write a story about the pictures. Use the words below to help you write your story. Do not forget to write a title.

princess prince frog crown change
kiss is happy going there

WORDS, WORDS

Name _____

Date _____




Write a story about the picture. Use the words below to help you write your story. Do not forget to write a title.

monsters mean unhappy big claws
ugly alike look they fat eyes

WORDS, WORDS

Name _____

Date _____




Write a story about the picture. Use the words below to help you write your story. Do not forget to write a title.

man funny wonder tape measure sack
mystery inside small surprise

WORDS, WORDS

Name _____

Date _____



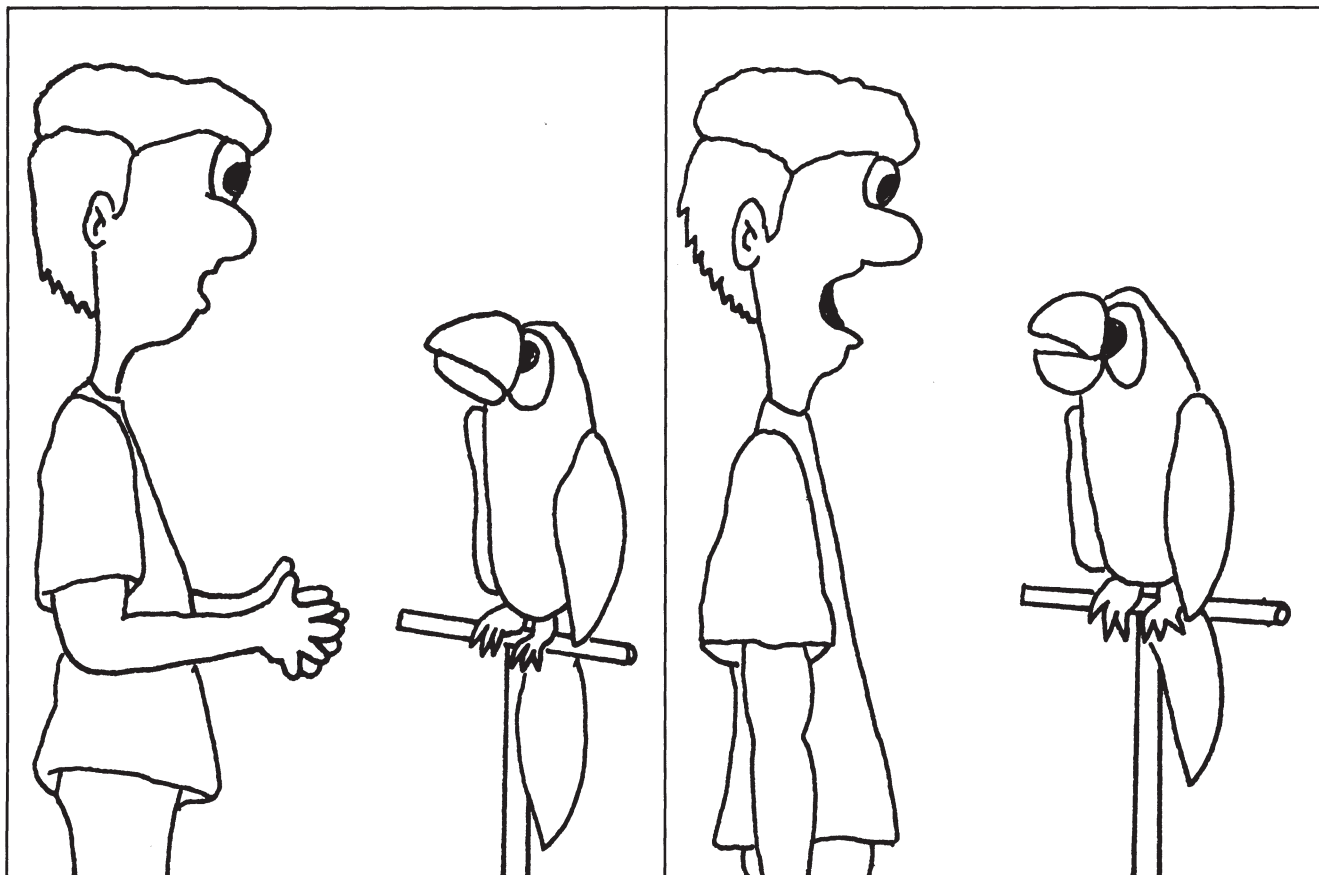
Write a story about the pictures. Use the words below to help you write your story. Do not forget to write a title.

dad girl present large gift box
ribbon happy surprise the smiling

WORDS, WORDS

Name _____

Date _____



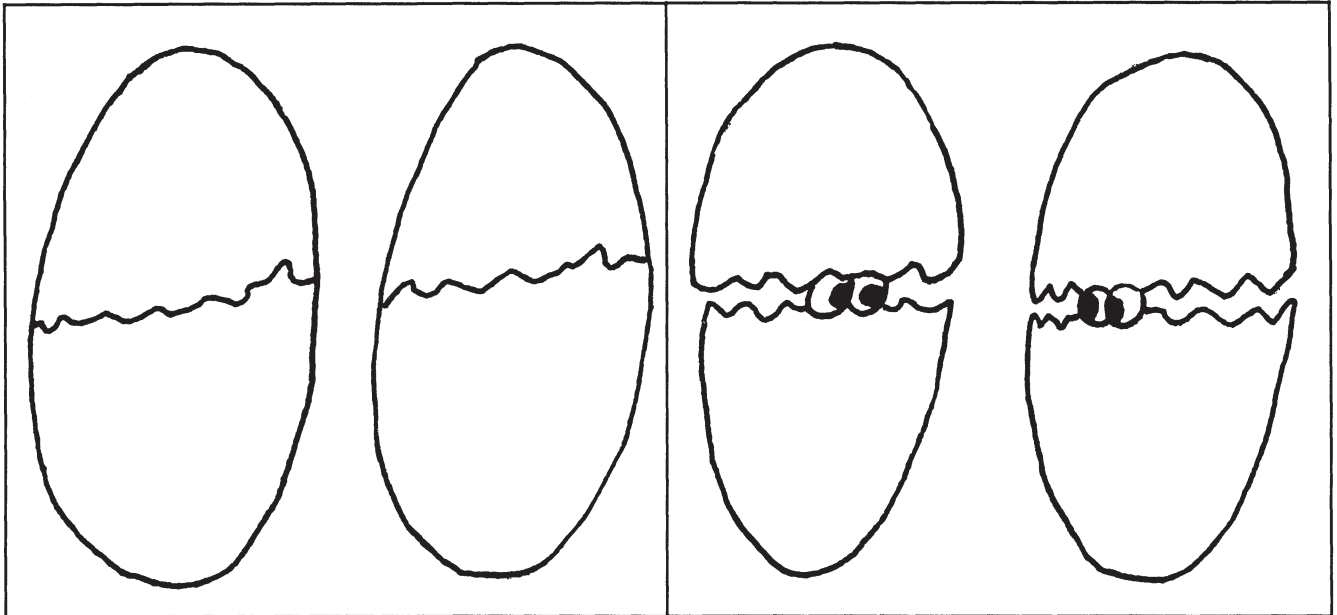
Write a story about the pictures. Use the words below to help you write your story. Do not forget to write a title.

boy parrot talking stand have
words the funny conversation

WORDS, WORDS

Name _____

Date _____




Write a story about the pictures. Use the words below to help you write your story. Do not forget to write a title.

large eggs two shell crack eyes there
are look the black talk each other

WORDS, WORDS

Name _____

Date _____



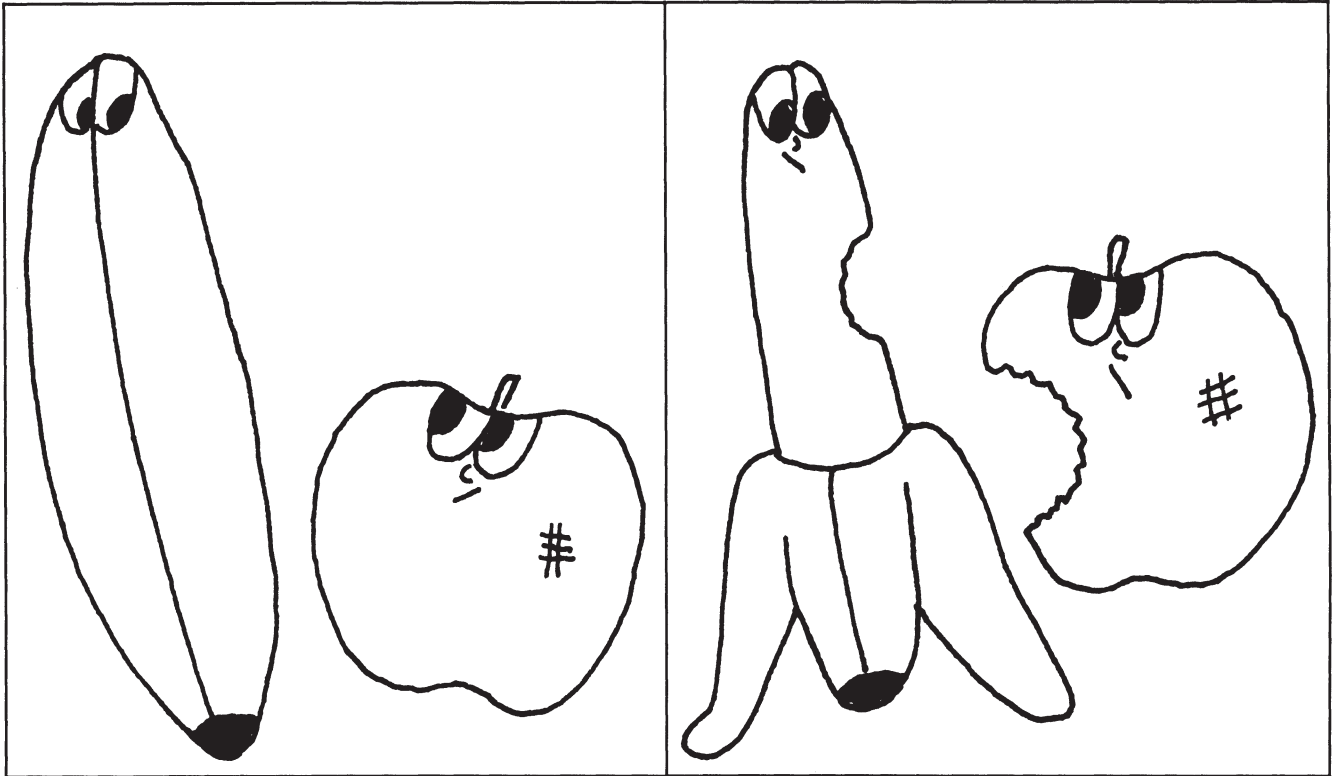
Write a story about the picture. Use the words below to help you write your story. Do not forget to write a title.

boy girl same walk smile
surprise street flowers love

WORDS, WORDS

Name _____

Date _____




Write a story about the pictures. Use the words below to help you write your story. Do not forget to write a title.

fruit banana apple scared surprised
bite missing part piece fight

WORDS, WORDS

Name _____

Date _____




Write a story about the pictures. Use the words below to help you write your story. Do not forget to write a title.

boy girl string kite paper colors
fly float up sky disappear yell

FINISHING TOUCHES

Name _____

Date _____




Finish the story about the picture. Do not forget to write a title.

You hear something. You run. You turn your head and see a _____

FINISHING TOUCHES

Name _____

Date _____



Finish the story about the pictures. Do not forget to write a title.

The girl mixes the liquids. Something happens. There is _____

FINISHING TOUCHES

Name _____

Date _____

Finish the story about the picture. Do not forget to write a title.

The girl is skiing. Suddenly _____

[illegible]

FINISHING TOUCHES

Name _____

Date _____




Finish the story about the pictures. Do not forget to write a title.

Nobody will believe me, but it did happen. It all started when _____

FINISHING TOUCHES

Name _____

Date _____




Finish the story about the pictures. Do not forget to write a title.

A magician is doing a trick. Then suddenly _____

FINISHING TOUCHES

Name _____

Date _____




Finish the story about the picture. Do not forget to write a title.

Was I dreaming? In front of me stood a _____

FINISHING TOUCHES

Name _____

Date _____



Finish the story about the picture. Do not forget to write a title.

The girl drank a secret formula. In the next minute she looked like a _____


FINISHING TOUCHES

Name _____

Date _____

Finish the story about the picture. Do not forget to write a title.


The man slipped on a banana peel, but that was only the start of his problems. Next, he _____



FINISHING TOUCHES

Name _____

Date _____




Finish the story about the pictures. Do not forget to write a title.

The boy is in a booth. The curtain closes and _____

STARTS AND STOPS

Name _____

Date _____




Write the beginning and ending of a story about the pictures. Do not forget to write a title.

The two snakes looked funny. _____

STARTS AND STOPS

Name _____

Date _____




Write the beginning and ending of a story about the pictures. Do not forget to write a title.

The saw goes through the box. _____

STARTS AND STOPS

Name _____

Date _____




Write the beginning and ending of a story about the picture. Do not forget to write a title.

They were about to crash. _____

STARTS AND STOPS

Name _____

Date _____




Write the beginning and ending of a story about the picture. Do not forget to write a title.

The three ghosts looked at each other. _____

STARTS AND STOPS

Name _____

Date _____



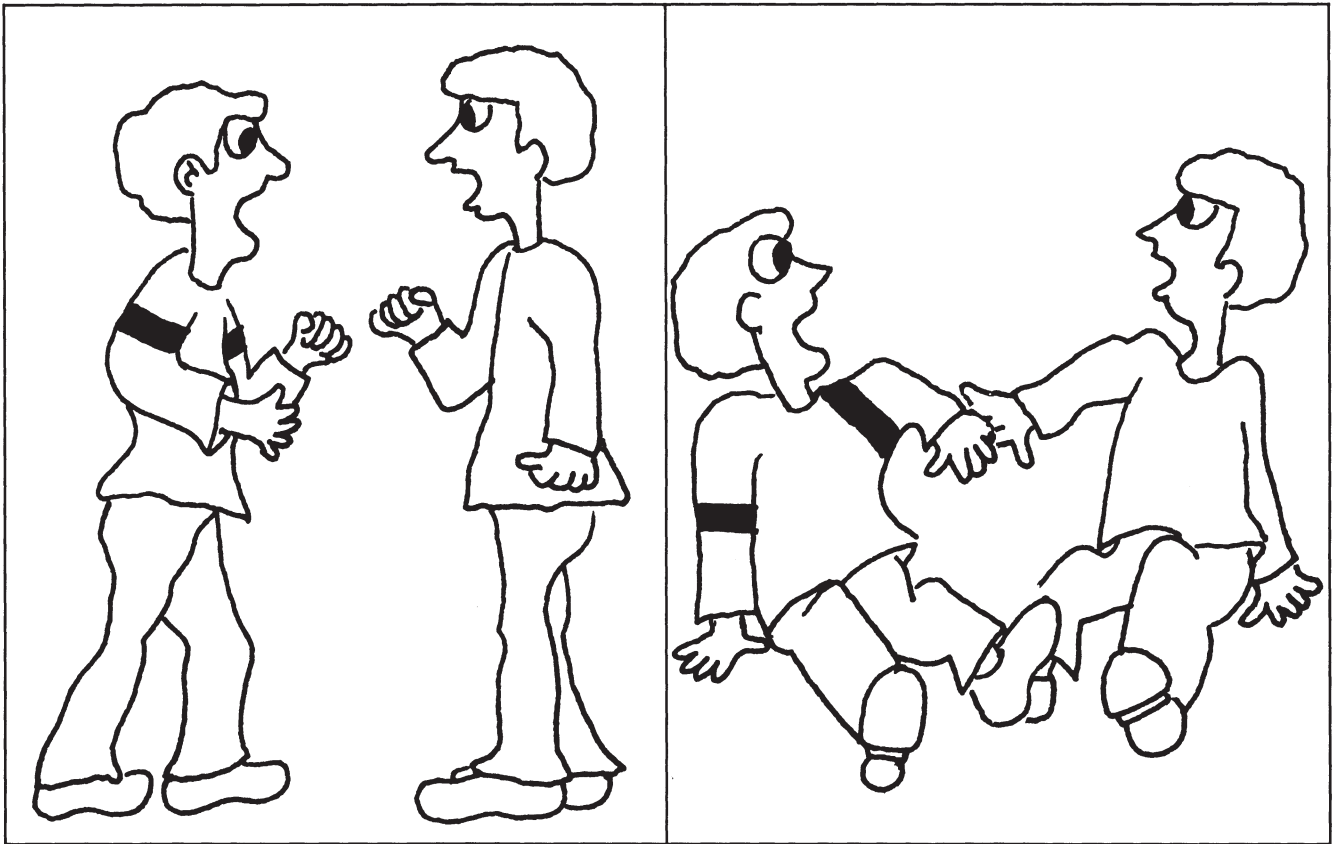
Write the beginning and ending of a story about the picture. Do not forget to write a title.

They stopped fighting for a minute. _____

STARTS AND STOPS

Name _____

Date _____



Write the beginning and ending of a story about the pictures. Do not forget to write a title.

“I am right,” said one of the boys.

“NO. I am right,” said the other boy.


STARTS AND STOPS

Name _____

Date _____

Write the beginning and ending of a story about the picture. Do not forget to write a title.


Both of them wiggled. _____



STARTS AND STOPS

Name _____

Date _____



Write the beginning and ending of a story about the picture. Do not forget to write a title.

She bought something she always wanted. _____

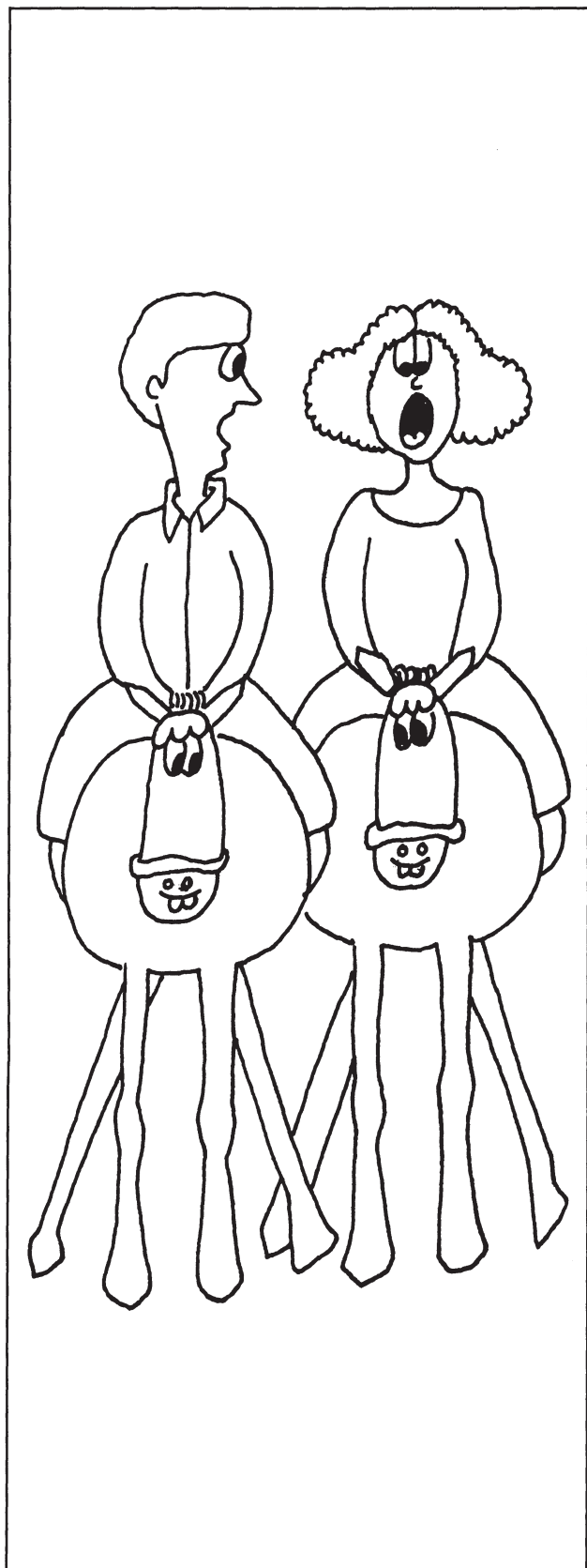
STARTS AND STOPS


Name _____

Date _____

Write the beginning and ending of a story about the picture. Do not forget to write a title.

The horses ran faster and faster.






Read the ending of the story about the picture. Write the beginning and the middle part of the story. Do not forget to write a title.

I did it. What a race!

GIANT STEPS

Name _____

Date _____



Read the ending of the story about the pictures. Write the beginning and the middle part of the story. Do not forget to write a title.

At last the show was over. Everybody was safe.

GIANT STEPS

Name _____

Date _____




Read the ending of the story about the pictures. Write the beginning and the middle part of the story. Do not forget to write a title.

We landed safely. What a trip!

GIANT STEPS


Name _____

Date _____



Read the ending of the story about the picture. Write the beginning and the middle part of the story. Do not forget to write a title.

The witch flew away. Thank goodness that is over with.




Read the ending of the story about the pictures. Write the beginning and the middle part of the story. Do not forget to write a title.

Finally, they won the dance contest.

GIANT STEPS


Name _____

Date _____




Read the ending of the story about the pictures. Write the beginning and the middle part of the story. Do not forget to write a title.

He could not help but laugh. At least the tennis match was over.




Read the ending of the story about the pictures. Write the beginning and the middle part of the story. Do not forget to write a title.

It was a funny dream — one that I will never forget.



Read the ending of the story about the picture. Write the beginning and the middle part of the story. Do not forget to write a title.

Soon everyone was happy again.




Read the ending of the story about the pictures. Write the beginning and the middle part of the story. Do not forget to write a title.

After they told each other how they broke their legs, the boys became good friends.

THE BIG PICTURE

Name _____

Date _____




Write a story about the picture. Do not forget the title.

THE BIG PICTURE

Name _____

Date _____




Write a story about the pictures. Do not forget the title.

THE BIG PICTURE

Name _____

Date _____




Write a story about the pictures. Do not forget the title.

THE BIG PICTURE

Name _____

Date _____

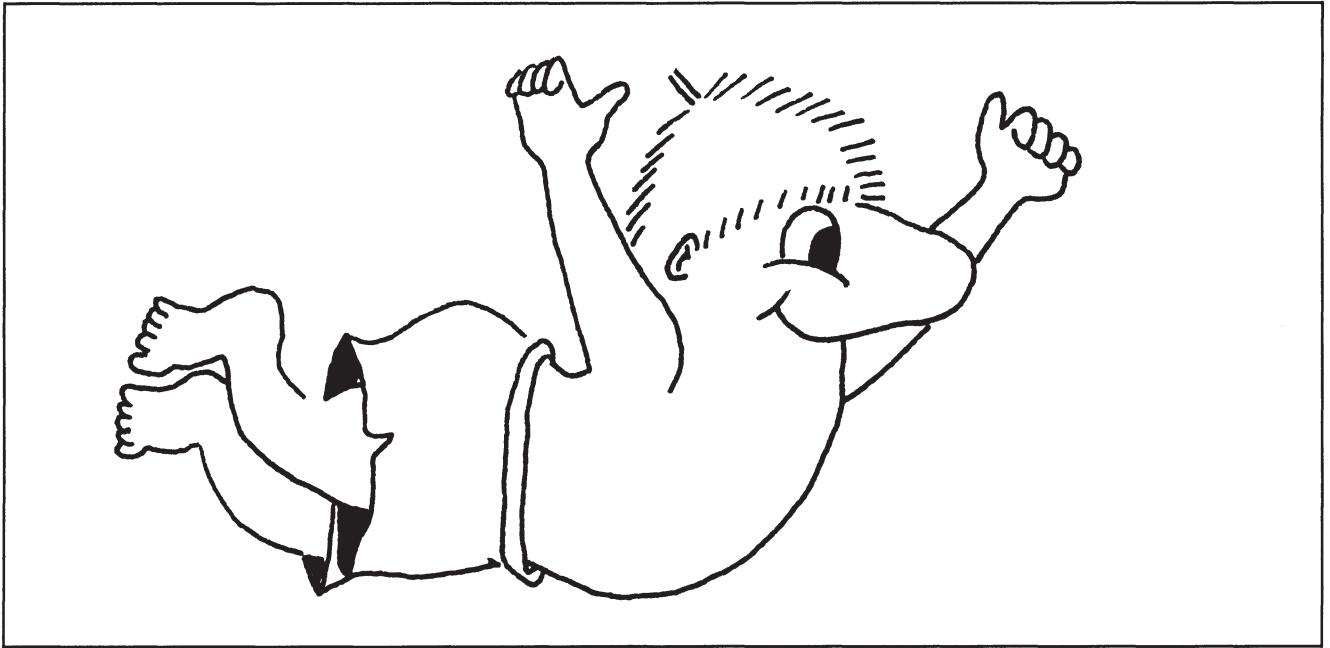


Write a story about the pictures. Do not forget the title.

THE BIG PICTURE

Name _____

Date _____



Write a story about the picture. Do not forget the title.

THE BIG PICTURE

Name _____

Date _____

Write a story about the picture.
Do not forget the title.


[illegible]

THE BIG PICTURE

Name _____

Date _____

Write a story about the picture.
Do not forget the title.




From *Magic Story Starters*, Copyright ©1987 Good Year Books

THE BIG PICTURE

Name _____

Date _____



Write a story about the pictures. Do not forget the title.
